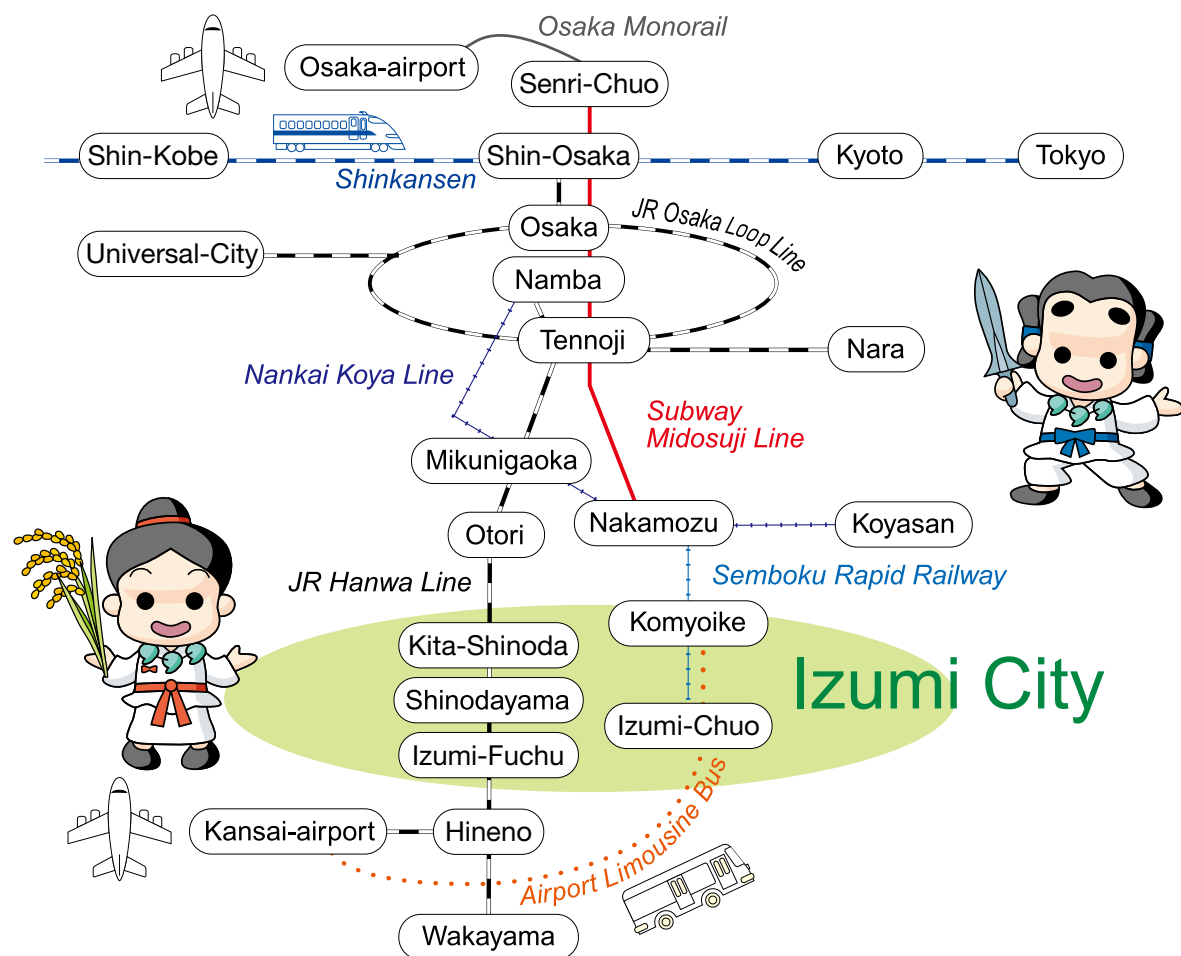
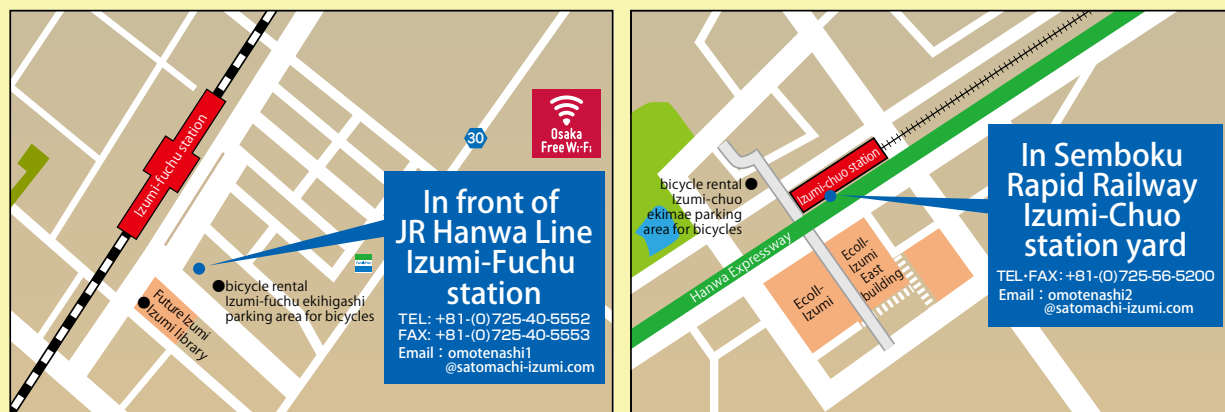


INFORMATION



Contact : Izumi City Izumi no kuni kankou Omotenashidokoro (Tourist Information Center)




Izumi City Official Tourism Website



WELCOME TO IZUMI CITY 大阪・和泉

Izumi City is a beautiful area that has a long national history located near the heart of Osaka City. It is proud to have the most national historic sites in the country from the Yayoi Period (around 10th century B.C. to about 3rd century A.D.), such as the Ikegami-Sone Ruins. This city encompasses both large shopping malls to traditional Japanese mountain village landscapes called "satoyama." You can enjoy the most finest of pleasures from shopping to picnics at SATOMACHI Izumi.



KYOTO



KOBE

OSAKA

NARA

IZUMI
CITY

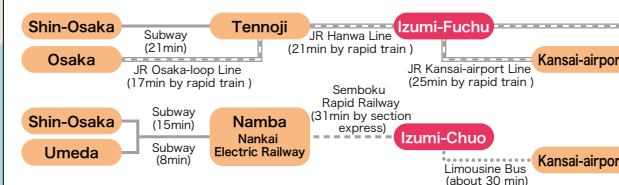
WAKAYAMA



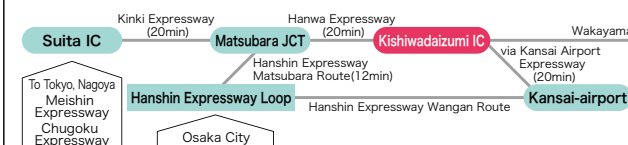
The official mascot of Izumi City
Kodai-kun Roman-chan

ACCESS to IZUMI from KANSAI INT'L AIRPORT & OSAKA CITY

By TRAIN



By CAR



IZUMI North Area

One-day Plan for City Strollers

- From Osaka City : about 22 minutes from Tennoji station on JR Hanwa Line
- From Kansai International Airport : about 32 minutes from Kansai-Airport station on JR Kansai Airport Line

START!



9:00
JR「信太山駅」
JR Shinodayama station

10min walk

9:30
佐竹ガラス
Satake Glass



Satake Glass is the only glass rod production plant which has been running from before the war. The factory supplies the glass crafts materials and the nucleus of artificial pearls. The historic architecture has been designated as a National Registration Tangible Cultural Property. They also open classes to teach how to make glass crafts and they sell their products there.

Trial Workshop Plan

1 hour for crafting + lecture + 40 min. for glass cooling
Bead Craft Workshop available on weekdays (max 24 people)
*Please contact them directly for reservations and other inquiries.

- ✓ 9:00-12:00, 13:00-17:00
- ✗ Saturdays, Sundays, National holidays (On Saturdays, only open for workshop)
- 📍 2-11-30 Saiwai Izumi City
- ☎ 0725-41-0146 FAX 0725-45-7321
- 🌐 <http://www.satake-glass.com/> P Available
- 📍 About a 10 minute walk from Shinodayama station on JR Hanwa Line

10min walk

12:00
カフェレスト 達田
Caferest Tsujita



Lunch around
Shinodayama station



Opened for over 40 years, this restaurant specializes in Western cuisine. We have more than 80 types of dishes on menu, such as hamburger steak with sauce cooked heartily.

- ✓ 11:00-21:00 (last call 20:30)
- ✗ Mondays, the third Tuesday of the month
- 📍 2-2-39-108 Saiwai Izumi City
- ☎ 0725-44-6129 FAX 0725-45-6801 P Available
- 📍 7 minute walk from Shinodayama station on JR Hanwa Line
- Seating Capacity 32 seats
- Payment Method Cash Only

池上曾根史跡公園
Ikegami-Sone
Historic Site Park

13:00



Ikegami-Sone Ruins Park is proud to be a registered national historic area and is the largest area to have moated settlements traced back to the Yayoi period (around 10th century B.C. to about 3rd century A.D.) in Japan. Some interesting objects are excavated in the area; a large-sized building with a 80 tatami matted room, which is about 146 m² and a well with a 2m-diameter camphor tree, which was hollowed out to be its well-crib. The columns of the large building turned out to be cut in 52 B.C. by dendrochronological measurement. You can find these historical reconstructions in this park.

- ✓ 10:00-17:00 (Admission is until 16:30)
- ✗ Mondays (If Monday falls on a holiday, it is closed the following day) • Year-end/ New Year holidays
- 📍 4-14-13 Ikegami-cho Izumi City
- ☎ 0725-45-5544 FAX 0725-45-5544
- 🌐 <http://www.city.osaka-izumi.lg.jp/bizikankosan/rekishi/1317802843164.html> P Available
- 📍 About a 6 minute walk from Shinodayama station on JR Hanwa Line

10min walk

15:30
さをりの森
SAORINOMORI



Saorinomorri is a SAORI Weaving studio for everyone to enjoy free-style hand weaving in a pleasant environment surrounded by beautiful woods. Classes are available for weavers of all experience levels.

*Please contact them directly for reservations and other inquiries.

Sample Trial Schedule

90 minute mat seating (first come, first serve basis), 3 hour scarf weaving
*Maximum number of 30 people for trial class.

- ✓ 9:30-17:30 ✗ Obon and the year-end/ New-year holidays
- 📍 613-1 Murodo-cho Izumi City
- ☎ 0725-57-7022 FAX 0725-57-7023
- 🌐 <http://www.saorinomorri.com/index.html> P Available
- 📍 From Semboku Rapid Railway Izumi-Chuo station, Nankai Bus, for "Chichioni", for "Makiosanguchi", for "Komyoikeeki". Get off at "Murodo" stop. 10 minute walk from the stop.



17:00

JR「和泉府中駅」
JR Izumi-Fuchu station

1min by JR

JR「信太山駅」
JR Shinodayama station

1min walk

17:10

ケイエスピー弥生の里温泉
KSB Yayoinosato Onsen

Chouju no Yu is the first natural hot springs resort hotel to open in Izumi City. Have a blast with friends and family in the hot springs and come watch a performance at the Yayoiza Theater!

- ✓ 10:00-22:00 ✗ Contact them
- 📍 1-696-1 Ikegami-cho Izumi City
- ☎ 0725-46-1111 FAX 0725-46-1901
- 🌐 <http://hwsa7.gyao.ne.jp/ksb-yayoi/> P Available
- 📍 1 minute walk from Shinodayama station on JR Hanwa Line

Room types (Main building)

7R single bed, 11R twin bed w/ unit bath (toilet and bathtub in same room), 7R twin bed w/ separate rooms for shower and toilet, 2R Japanese-western style room, 1R for 6 people

Room types (Asuka building)

4R single bed w/ unit bath (toilet and bathtub in same room), 14R twin bed w/ unit bath (toilet and bathtub in same room)

JR「和泉府中駅」
JR Izumi-Fuchu station

14:45

30min by bus

JR「信太山駅」
JR Shinodayama station

1min by JR

10min walk

大阪府立弥生文化博物館
Osaka Prefectural
Museum of Yayoi Culture

13:30

Osaka Prefectural Museum of Yayoi Culture is the only museum in Japan with the Yayoi period (around 10th century B.C. to about 3rd century A.D.) as theme. It introduces the life in the Yayoi period and exchange activities in that time. It offers several activities such as archaeology seminars and experiential activities so that you can enjoy learning the origins of Japanese culture.

- ✓ 9:30-17:00 (Admission is until 16:30)
- ✗ Mondays (If Monday falls on a holiday, it is closed the following day) • Year-end/ New Year holidays
- 📍 4-8-27 Ikegami-cho Izumi City
- ☎ 0725-46-2162 FAX 0725-46-2165
- 🌐 <http://www.kanku-city.or.jp/yayoi/> P Available
- 📍 Depending on the exhibition
- 📍 10 minute walk from Shinodayama station on JR Hanwa Line

10min walk

IZUMI South Area

One-day Plan for City Strollers

- From Osaka City : about 37 minutes from Namba station on Semboku Rapid Railway
- From Kansai International Airport : about 30 minutes by Kansai Airport bus

START!



9:00
泉北高速鉄道「和泉中央駅」
**Semboku Rapid Railway
Izumi-Chuo station**

9:30
さをりの森
SAORINOMORI



Saorinomori is a SAORI Weaving studio for everyone to enjoy free-style hand weaving in a pleasant environment surrounded by beautiful woods. Classes are available for weavers of all experience levels. *Please contact them directly for reservations and other inquiries.

Sample Trial Schedule

90 minute mat seating (first come, first serve basis), 3 hour scarf weaving
*Maximum number of 30 people for trial class.

- ✓ 9:30-17:30 ☒ Obon and the year-end/ New-year holidays
- 📍 613-1 Murodo-cho Izumi City
- ☎ 0725-57-7022 ☎ 0725-57-7023
- 🌐 <http://www.saorinomori.com/index.html> 📍 Available
- 🚌 From Semboku Rapid Railway Izumi-Chuo station, Nankai Bus for Izumiabada, for "Chichioni", for "Makiosanguchi", for "Komyoikeeki". Get off at "Murodo" stop. 10 minute walk from the stop.

10min
walk

12:00

泉北高速鉄道
「和泉中央駅」
**Semboku
Rapid Railway
Izumi-Chuo station**

lunch
time



16:00
和泉市久保惣記念美術館
**Kuboso Memorial
Museum Of Arts, Izumi**



The Kuboso Memorial Museum of Arts, Izumi was opened in 1982 with works of art donated to the city by Kuboso Corporation and the Kubo family that had managed cotton textile business in Izumi City. The museum keeps in storage approximately 11,000 precious works, including Japanese and Chinese ancient works of art, such as two national treasures and 29 important cultural properties as well as those of ukiyoe prints and western arts, and holds various kinds of exhibitions. Also providing a music hall, citizen's gallery and creative classes, the museum is a place of recreation and relaxation in a quiet atmosphere.

- ✓ 10:00-17:00 (Admission is until 16:30)
- ☒ Mondays (If Monday falls on a holiday, it is closed the following weekday) • Period during exhibit change • Year-end / New Year holidays
- 📍 3-6-12 Uchida-cho Izumi City ☎ 0725-54-0001 ☎ 0725-54-1885
- 🌐 <http://www.ikm-art.jp/> 📍 Available
- 💰 Prices may vary upon exhibit (extra fee for special exhibits)
- 🚌 From Semboku Rapid Railway Izumi-Chuo station, Nankai Bus for Harukigawa, for Wakakashi, for Bijutsukan-mae, for Matsuoji. Get off at "Bijutsukan-mae" stop. Short walk from the stop.

13:30
伯舟庵 (はくしゅうあん)
Hakushuan



17:30
泉北高速鉄道「和泉中央駅」
**Semboku Rapid Railway
Izumi-Chuo station**

15:30
槇尾山施福寺
**Mt.Makio
Sefukuji Temple**



【Mt.Makio Sefukuji Temple Course】

This Tendai-sect Buddhist temple sits near the top of Mt. Makio. This temple is believed to be the fourth sacred temple of the 33 Kannon Pilgrimage in Western Japan, attracting many visitors who seek to experience such a historic and sacred place. Take a trek through the lush fuchsia weeping cherry blossoms of spring or the burnished reds and golds of the autumn season to gaze upon the Great Kannon Hayagriva (Batou Kannon) and an enormous statue of the Great Katagigae (also referred to as Houchigai), Japan's sole guardian of all things below the waist. They're considered to be the "Buddha statues of Izumi."

- ✓ 8:00-17:00 (Admission is until 16:00 from Dec to Feb)
- 📍 136 Makiosan-cho Izumi City ☎ 0725-92-2332
- 📍 Available 💰 ¥500 for entering the Hall
- 🚌 From Semboku Rapid Railway Izumi-Chuo station, Nankai Bus for Chichioni or Makiosanguchi. Get off at "Makiochugakko-mae" stop. Transfer to orange bus, get off at the last stop "Makiosan". 30 minute walk from the stop on the mountain road.

Hakushuan is a graphic design studio located at the foot of Mt. Makio. This studio has been creating beautiful historical pieces for many years that you can find in temples and sanctuaries. They also have a website where you can purchase hand-drawn art T-shirts from Japan or other countries, so feel free to have a look at their website and online store!

*Please contact them directly for workshop reservations, courtesy car services, and other inquiries.

- ✓ 9:00-18:00 ☒ Irregular holidays 📍 1329 Butsunami-cho, Izumi city
- ☎ 0725-90-7728 ☎ 0725-90-7729 🌐 <http://hakushu-an.co.jp/>
- 📍 Available (shuttle services available upon prearrangements prior to arrival)
- 🚌 From Izumi-chuo Semboku Rapid Railway, take the Nankai Bus towards "Chichioni" "Makiosanguchi" and get off at the "Makio Chugakko-mae" bus stop. Change for the orange bus (west route) and get off at "Ogawa" bus stop.



18:00
ららぽーと和泉 デイナー
Lalaport Izumi

Lalaport Izumi is a large shopping mall with over 220 popular shops, restaurants, a bowling alley and other amusement facilities.

- 📍 4-4-7 Ayumino Izumi city ☎ 0725-51-3511
- 🌐 <https://mitsui-shopping-park.com/lalaport/izumi/>
- 📍 Available
- 🚌 From Semboku Rapid Railway Izumi Chuo station, Nankai bus towards "Lalaport Izumi-mae" or "Techno Stage Izumi Shokokaigisho" and get off at "Lalaport Izumi-mae" stop. Short walk from the stop.

2min
walk
ホテル ルートイン和泉
Hotel Route Inn Izumi



Hotel Route Inn is a new hotel opened in March 2017. It contains 200 rooms and radium hot springs. Located just after the Kishiwada interchange exit, it is easy to access by car from the Hanwa Jidoushodo. Izumi City's first major business hotel, Hotel Route Inn, officially opened in March 2017 located in a convenient area near Lalaport. This hotel is lined with 200 elegant rooms, and a spacious radium mineral hot springs that will most certainly relieve fatigue. Located just after the Kishiwada Interchange exit, is easy to access by car from the Hanwa Expressway.

- 📍 4-3-10 Ayumino Izumi city
- ☎ 050-5864-4520 ☎ 0725-51-0512
- 🌐 http://www.route-inn.co.jp/search/hotel/index_hotel_id_650
- 📍 Available
- 🚌 From Semboku Rapid Railway Izumi Chuo station, Nankai bus towards "Lalaport Izumi-mae" or "Techno Stage Izumi Shokokaigisho" and get off at "Lalaport Izumi-mae" stop. 2 minute walk from the stop.

Room types

Twin bedroom 47R, single bedroom 152R, barrier-free room 1R



dinner
time

North Area Facility

泉井上神社 (和泉清水)

Izumi Inoue Shrine (Izumi-Shimizu)



This shrine is dedicated to "Izumi Shimizu" and its name is handed down to this area's name. The five general shrines in its precincts are dedicated to the five Izumi shrines, which are:

Otori, Anashi, Hijiri, Tsugawa and Hine; with the main shrine designated as a National Important Cultural Property.

- ✓ 6:30-18:00 (9:00-16:00 (reception hours))
- ✗ No Regular Closing Days
- 📍 6-2-38 Fuchu-cho Izumi City ☎ 0725-44-8182
- 🌐 <http://www.izumiinoue-j.org/> 📞 Available 🆓 Free
- 🚶 5 minute walk from Izumi-Fuchu station on JR Hanwa Line

和泉国府跡

The Seat of an Ancient Provincial Government



The area that controlled the Izumi provincial capital in the 700s was in an area called "Fuchuu," and thus derived its name from this. The capital monument sits nestled in a corner of the Midateyama Children's Park near Izumi Inoue Shrine.

- 📍 5-2 Fuchu-cho Izumi City
- 📞 None
- 🚶 10 minute walk from Izumi-Fuchu station on JR Hanwa Line

熊野街道 (小栗海道)

Kumano Road (Oguri Road)



The road is an access for a visit to Kumano that leads to Kishu-Kumano via Settsu and Izumi. It is said to be crowded with visitors as reputed to be "ants seeking to visit Kumano" in and after the Muromachi era (1336-1573) when a lot of warriors and people came to visit. It is also called as "Oguri Road" in Senshu after the tale of Oguri Hangan and Princess Terute known as Joruri.

蔭涼寺 Inryoji Temple



This is a Zen temple of the Soto sect founded in 1661 (the first year of Kanbun). The corridor ceiling of the main building is known as the "bloodstained ceiling" that relates the ruins of Osaka

Summer Battle (1615) because the old materials of Fushimi-Momoyama Castle were used. Two fragrant olives planted in front of the main building, designated as a prefectural natural product, are both about 7 meters in height and 10 meters in branch extension, forming a thick shape of a small mountain.

- ✓ 8:00-18:00 (reception hours)
- 📍 337 Onoi-cho Izumi City
- ☎ 0725-44-7340 📞 Available 🆓 Free
- 🚶 6 minute walk from Kita-Shinoda station on JR Hanwa Line to "Kitashinodaekisuiji" bus stop. Take Nankai Bus for "Tsuruyamadaimawari" or "Kitashinodaekisuiji". Get off at "Tsuruyamadai-yonchome". Walk 10 min.

South Area Facility

松尾寺 Matsuoji Temple



The temple is said to trace back to the legend that the statue of the Goddess of Mercy was carved and enshrined by ascetic devotees in the age of Hakuho (673 -697). Although several buildings were destroyed by Nobunaga Oda in the age of civil wars (1467 - 1573), Hideyori Toyotomi rebuilt them. A lot of cultural assets, such as a "mystic Buddhist formula scripture" and "peacock scripture mandala chart," designated as National Important Cultural Properties, are put in storage. A camphor tree designated as a prefectural natural product is the largest tree in the city with 700 years old and 38 meters in height.

- 📍 2168 Matsuoji-cho Izumi City
- ☎ 0725-54-0914 📞 0725-54-0932 📞 Available 🆓 Free
- 🚶 From Semboku Rapid Railway Izumi-Chuo station, Nankai Bus for Matsuoji, get off at "Matsuoji" stop. 7 minute walk from the stop. Or Nankai Bus for "Hatsugano", get off at "Minamimatsuo Hatsuganogakuen-mae". 5 minute walk from the stop.

いずみふれあい農の里

Izumi Fureai Nou No Sato (Agricultural Experience Exchange Facilities)



They offer not only cooking classes with fresh harvested crops, but also seasonal activities such as strawberry picking and sweet potato digging. It is located in an area where you can see Osaka port, and on a clear day, you can also see the Abeno Harukas building.

- ✓ 9:00-17:00
- ✗ Mondays (If Monday falls on a holiday, it is closed the following day) • Year-end / New Year holidays
- 📍 2043 Butsunami-cho Izumi City
- ☎ 0725-92-3310 📞 0725-92-2626
- 🌐 <http://www.nounosato.com/> 📞 Available
- 📞 Depending on the facilities and the course.
- 🚶 From Semboku Rapid Railway Izumi-Chuo station, Nankai Bus for "Chichioni" or "Makiosanguchi." Get off at "Makiosanguchi" stop. 40 minute walk from the stop.

桜珈琲 和泉中央店 Sakura Coffee



At this café you can enjoy their original roasted coffee and sweets in a high quality and elegant space with a focus on cherry. "Hanare" private room where you can overlook the beautiful small garden "Tsuboniwa" is recommended.

- ✓ 8:00-22:30 (Last call 22:00)
- ✗ No Regular Closing Days (except January 1)
- 📍 320-1 Hirai-cho Izumi City
- ☎ 0725-58-0390 📞 0725-58-0391
- 🌐 <http://www.sakura-coffee.jp/> 📞 Available
- 🚶 From Semboku Rapid Railway Izumi-Chuo station, Nankai Bus for "Makiosanguchi", for "Chichioni". Get off at "Nouke" stop. Short-walk from the stop.

道の駅いずみ山愛の里

Roadside Station Izumi Yamaainosato



Fresh local crops harvested from season to season, local specialties (pearls, glass, etc.) and much more are all available for purchase. You can enjoy fresh out of the oven bread made with rice flour and other local ingredients. There's also a variety of delicious sweets made with Izumi mandarin oranges such as mandarin sweet bean paste, walnut flavored mochi (sticky rice cake), mandarin dressing, and many more prefect souvenirs all originated by local housewives.

- ✓ 9:00-17:00 ✗ Year-end / New-year holidays
- 📍 398-1 Butsunami-cho Izumi City
- ☎ 0725-92-3888 📞 0725-92-3880
- 🌐 <http://www.izuminambu-rc.jp/michinoeki/> 📞 Available
- 🚶 From Semboku Rapid Railway Izumi-Chuo station, Nankai Bus for "Chichioni", or for "Makiosanguchi." Get off at "Makiochugakko-mae" stop. 10 minute walk from the stop.

ゲストハウス 藤畳

Guesthouse Fujitatami



Fujitatami was an old traditional private house that has been renovated to a guesthouse with several rooms for foreign tourists to experience the traditional Japanese lifestyle.

There is also a small bar located within the facility for customers from abroad and the like to mingle and enjoy.

- 📍 240-1 Ikedashimo-cho, Izumi city
- ✗ Irregular holidays ☎ 0725-92-7881
- ✗ guesthouse.fujitatami2017@gmail.com
- 🌐 <http://fujitatami.wp.xdomain.jp/>
- 🚶 15 minute walk from "Izumi-Chuo" Semboku Rapid Railway station, or From Semboku Rapid Railway Izumi-Chuo station, Nankai Bus for "Izumotsu", Get off at "Ikedashimo" stop.

Special Products

いずみパール

Izumi pearls



Izumi pearls are said to trace back to the researches of French products obtained in the late Meiji era (1885-1912). In Taisho period (1912-1926), they were made from glass. Izumi pearls made from plastic and pearl nucleus used for cultured pearls were produced later. Izumi pearls are now produced with unique and high standards of technology, and 70 percent of domestic artificial pearl producers are within the city.

いずみ硝子

Izumi Glass



Artistic glass handicraft using soft glass suitable for elaborate workmanship has developed in Izumi city from ancient times. Glass is manufactured into ornaments like animals, ships, coaches, etc. by melting glass bars with flames and working them with hands. Works created through well-sharpened senses with long years of experience have high rarity value and gained support from many devotees.

和泉市の綿・合織製品

Cotton and synthetic fabrics in Izumi-city



Senshu-produced cotton staple-fiber textile has a long tradition, starting with the production of plain-wood cotton cultivated in the era of Muromachi (1336-1573). In the era of Edo (1603-1867), the product was widely known throughout Japan under the name of "Izumi Cotton", coming to form a central cotton-producing area in the country. A wide variety of cotton products are now being produced.

いずもく

Izumoku



As one-third of the area is occupied by forest, Izumi City harvests and uses locally-sourced lumber (referred to as "Izumoku") to build public facilities.

